



PH PARAGLIDERS HARNESS

INSPECTION REPORT

Inspection report number: **PH 151.2015**

MANUFACTURER HARNESS DATA

Manufacturer name: **Supair Sàrl**
Contact person: **Laurent Chiabaut**
Street: **34, rue Adrastée**
Post code / place: **74650 Chavanod**
Country: **France**

Name: **Radical 3** Size: **SM**
Type: **ABS**
Weight [gr]: **720** Max load [kg] : **110**
Serial number : **3-2165-SM-11.03-EI**

Protector type: **n/a**
Volume reserve parachute container [cm3] : Min: **n/a** Max: **n/a**

TEST DATA

Reception date : **18.11.2015**
Test place and date : **Villeneuve, 18/11/2015**
Test responsible: **Alain Zoller**

TEST ATMOSPHERE AGL

[C°] **22,1**
RH [%] **43**
[hPa] **1026,3**
Wind [m/s] **0**

Place of declaration: **Villeneuve**
Date of issue: **27.11.2015**
Director management: **Alain Zoller**

Signature: 

Air Turquoise SA, having thoroughly assessed the sample mentioned hereunder, declare it was found conform with all requirements defined by the following norms

European Standard **EN1651** September 1999

European Standard **EN12491** September 2001

Airworthiness requirements for hang gliders and paragliders **LTF 2009** as published in NfL 91/09 chapter 4 and 6

Present declaration's scope only extends to the conformity of a given sample, on a given date and in a given place – as mentioned here above.

This inspection report contain the following test and is complet with the test report **PH ID 0 to 12, ST and RD**

Inspection report number: PH 151.2015

A. STRUCTURAL STRENGTH TESTS

A test plan was set up in order to execute the different tests in an efficient order. The table below summarizes this test plan together with the applicable standards and results

Test ID	TESTED ?	Standard Ref.		TEST setup	Anchoring		Forces		Min. Test duration [sec]	Result
		EN 1651	LTF		Attach -ment points	Dummy	Req. Load in [g] force	Min. force [N]		
R0	✓	5.3.2.1		Default flying position	2 main attachment points	Hip fixated	6	6000	10	POSITIVE
R1			4.2.1.a				9	9000		n/a
R2	✓	5.3.2.2					15	15000	5	POSITIVE
R3			4.2.1.b	Default, landing position	2 main att. points	Hip fixated,	6	6000	10	n/a
R4	✓	5.3.2.7				landing conf.	15	15000		
R5			4.2.1.a rescue	Rescue	2 rescue att. Pnts.	Hip fixated	9	9000	10	n/a
R6	✓	5.3.2.4					15	15000		
R7			4.2.1.b rescue			Rescue, landing	Hip fixated, landing conf.	6	6000	10
R8	✓	5.3.2.3		One riser	ONE main att.	1 central hip fixation	6	6000	10	POSITIVE
R9			4.2.1.d	Towing	2 main att. + 2 tow att.	None	3	3000	10	n/a
		5.3.2.5					5	5000		
R10	✓	5.3.2.6		Default, Negatif	One main att.	Head fix.	4.5	4500	10	POSITIVE
R11			4.2.1.c	Upside down	2 main att. downw.	Head fix.	6	6000	10	n/a
R12			4.2.1.c rescue	Upside down rescue	2 rescue att. downw.		6	6000		

Present declaration's scope only extends to the conformity of a given sample, on a given date and in a given place – as mentioned here above.

Inspection report number: PH 151.2015

B. RESCUE DEPLOYMENT RESISTANCE TEST

The deployment of the rescue system has to be ensured in all circumstances of flight. This test is to verify whether the force needed to deploy is in between reasonable limits

Test ID	TESTED ?	Standard Ref.		TEST setup	Anchoring		Force for single hand deployment		Result
		LTF			Attach- ment points	Dummy	Min.	Resistance measured [N]	
							Max. [N]		
RRDT		6.1.5		Default flying position	Test sample is attached to the dummy like a pilot in flight.		20	-17.0	n/a
					(no dummy required)		70		n/a

C. RESCUE DEPLOYMENT STRAP STRENGTH TEST

The connection between handgrip and inner container has to have sufficient load capacity/structural strength in any situation that may arise during normal use. During this test is verified, whether this connection fulfill the requirements

Test ID	TESTED ?	Standard Ref.		TEST setup	Minimum force [N]	Min.	Breaking resistance measured [N]	Result
		LTF	EN 12491			Test duration [s]		
RRST		6.1.8	5.3.2	Connection strap in tensile testing machine	700	10	#VALUE!	n/a

Present declaration's scope only extends to the conformity of a given sample, on a given date and in a given place – as mentioned here above.

This declaration must not be reproduced in part without the written permission of AIR TURQUOISE SA.



HARNESS STRUCTURAL STRENGTH TEST

TEST REPORT PH ID 0

PH PARAGLIDERS HARNESS

Inspection report number: **PH 151.2015**
Manufacturer name: **Supair Sàrl**
Name: **Radical 3**
Max load [kg] : **110**
Serial number : **3-2165-SM-11.03-EI**
Test place & date: **Villeneuve, 18/11/2015**
Test responsible: **Alain Zoller**

Directives: EN 1651

Test standard §: **5.3.2.1 (EN)**

Test setup: **Default flying position**

Anchoring: Attachment points: **Both main riser attachments (3, 4)**

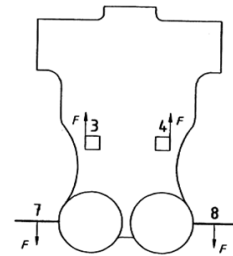
Dummy: **Default, hip fixed (7, 8)**

Required load in force [g] : **6**

Minimum load [N]: **6000**

Required test load in [N]: **673**

Min. duration [s]: **10**



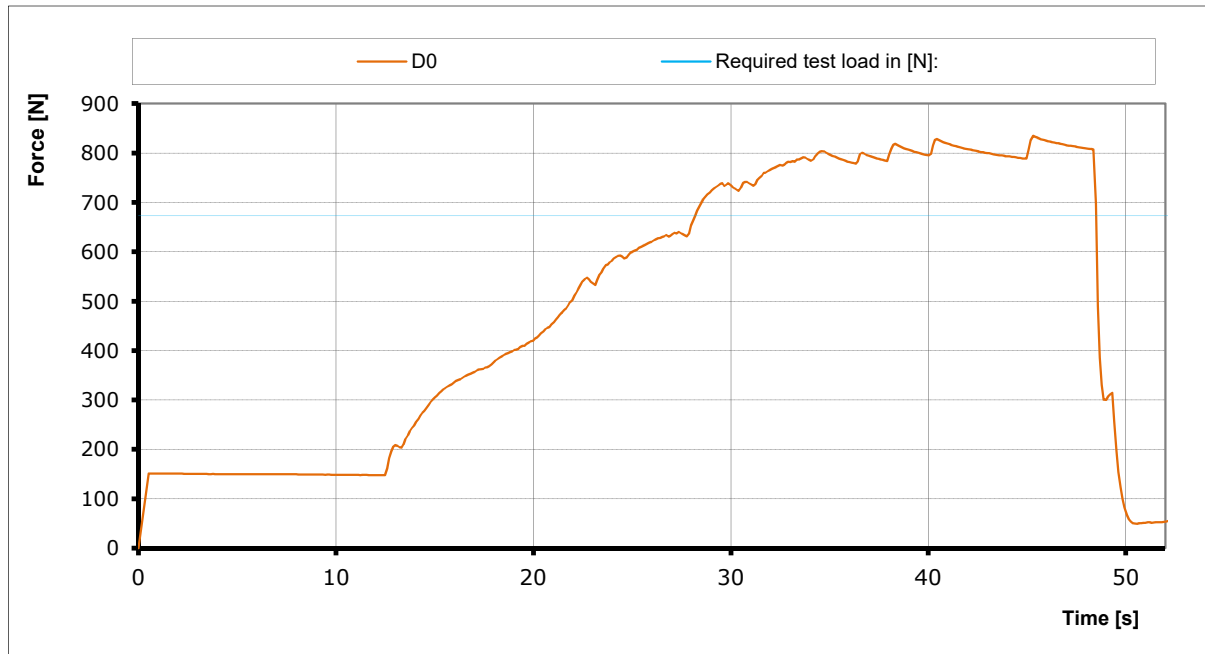
Results

Duration of maintained min. load [s]: **19.71**

Any signs of structural failure after this test: **no failure**

Test result: **POSITIVE**

Graph: **D0**



Instruments	Validity	Manufacturer	Type nr.	S/N
Load sensor	2017			
Geos n°11 Skywatch	07.04.2017	JDC electronics	Geos n° 11	0022



HARNESS STRUCTURAL STRENGTH TEST

TEST REPORT PH ID 2

PH PARAGLIDERS HARNESS

Inspection report number: **PH 151.2015**
Manufacturer name: **Supair Sàrl**
Name: **Radical 3**
Max load [kg]: **110**
Serial number: **3-2165-SM-11.03-EI**
Test place & date: **Villeneuve, 18/11/2015**
Test responsible: **Alain Zoller**
Directives: EN 1651

Test standard §: **5.3.2.2**

Test setup: **Default flying position**

Anchoring:

Attachment points: **Both main riser attachments (3, 4)**

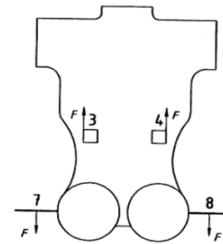
Dummy: **Default, hip fixed (7, 8)**

Required load in force [g]: **15**

Min load [N]: **15 000**

Required test load in [N]: **1682**

Min. duration [s]: **5**



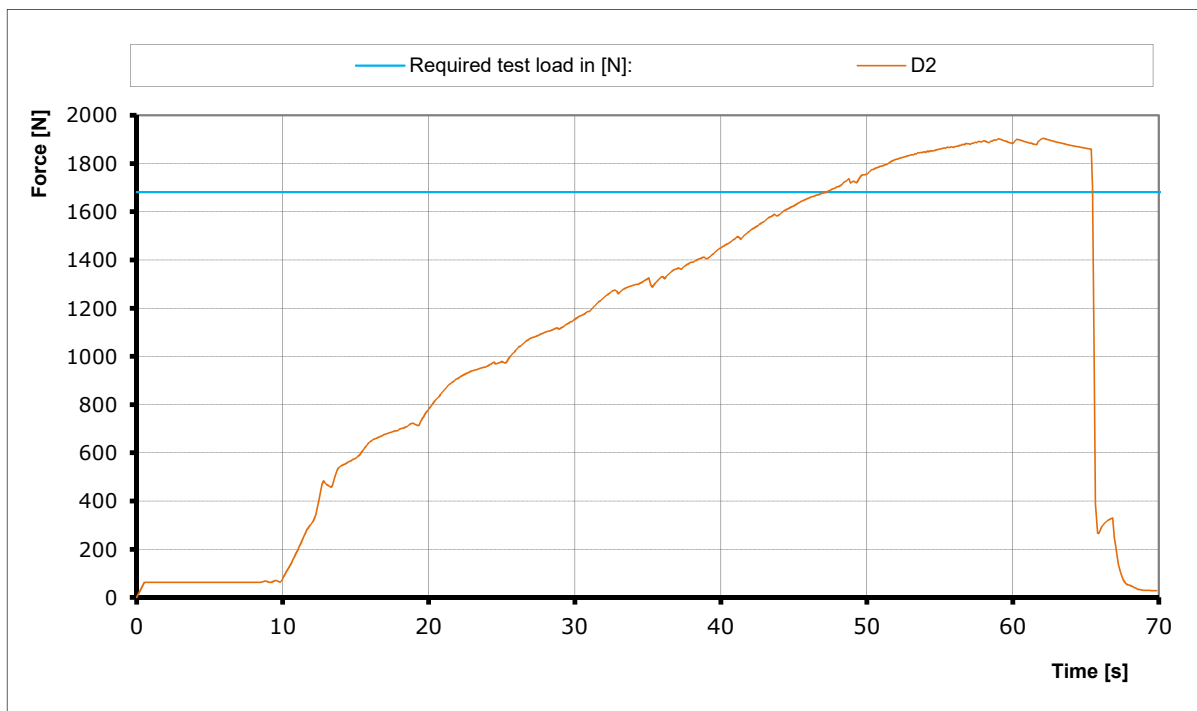
Results

Duration of maintained min. load [s]: **8.64**

Any signs of structural failure after this test: **no failure**

Test result: **POSITIVE**

Graph: **D2**



Instruments	Validity	Manufacturer	Type nr.	S/N
Load sensor	2017	0	0	0
Geos n°11 Skywatch	07.04.2017	JDC electronics	Geos n° 11	0022



HARNESS STRUCTURAL STRENGTH TEST

TEST REPORT PH ID 4

PH PARAGLIDERS HARNESS

Inspection report number: **PH 151.2015**
 Manufacturer name: **Supair Sàrl**
 Name: **Radical 3**
 Max load [kg] : **110**
 Serial number : **3-2165-SM-11.03-EI**
 Test place & date: **Villeneuve, 18/11/2015**
 Test responsible: **Alain Zoller**
Directives: EN 1651

Test standard §: **EN 5.3.2.7**

Flying position before landing: seat

Test setup: **board (11) in landing position, leg straps (10) closed.**

Anchoring:

Attachment points: **Both of the main riser attachments attached (3 and 4);**

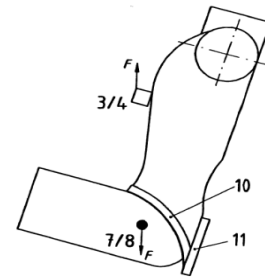
Dummy: **Default, hip fixed (7, 8)**

Required load in force [g] : **15**

Min load [N]: **15000**

Required test load in [N]: **1682**

Min. duration [s]: **5**



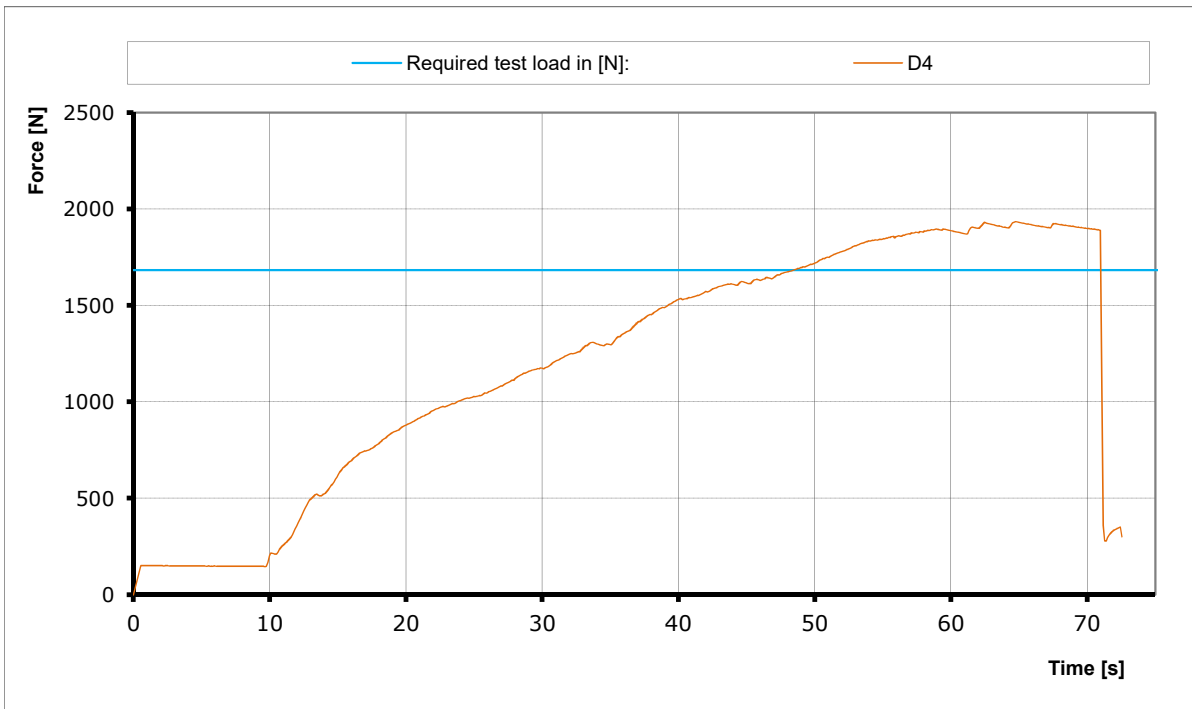
Results

Duration of maintained min. load [s]: **20.92**

Any signs of structural failure after this test: **no failure**

Test result: **POSITIVE**

Graph: **D4**



Load sensor	2017	0	0	0
Geos n°11 Skywatch	42832	JDC electronics	Geos n° 11	0022
0	00.01.1900	0	0	0



HARNESS STRUCTURAL STRENGTH TEST

TEST REPORT PH ID 6

PH PARAGLIDERS HARNESS

Inspection report number: **PH 151.2015**
Manufacturer name: **Supair Sàrl**
Name: **Radical 3**
Max load [kg] : **110**
Serial number : **3-2165-SM-11.03-EI**
Test place & date: **Villeneuve, 18/11/2015**
Test responsible: **Alain Zoller**

Directives: EN 1651

Test standard §: **5.3.2.4**

Test setup: **Rescue attachments**

Anchoring:

Attachment points: **Rescue riser attachments (1,2)**

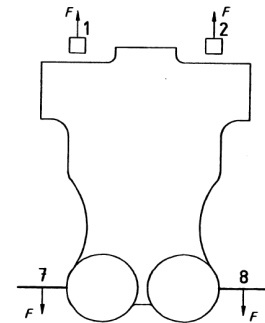
Dummy: **Hip fixed (7, 8)**

Required load in force [g] : **15**

Min load [N]: **15000**

Required test load in [N]: **1682**

Min. duration [s]: **5**



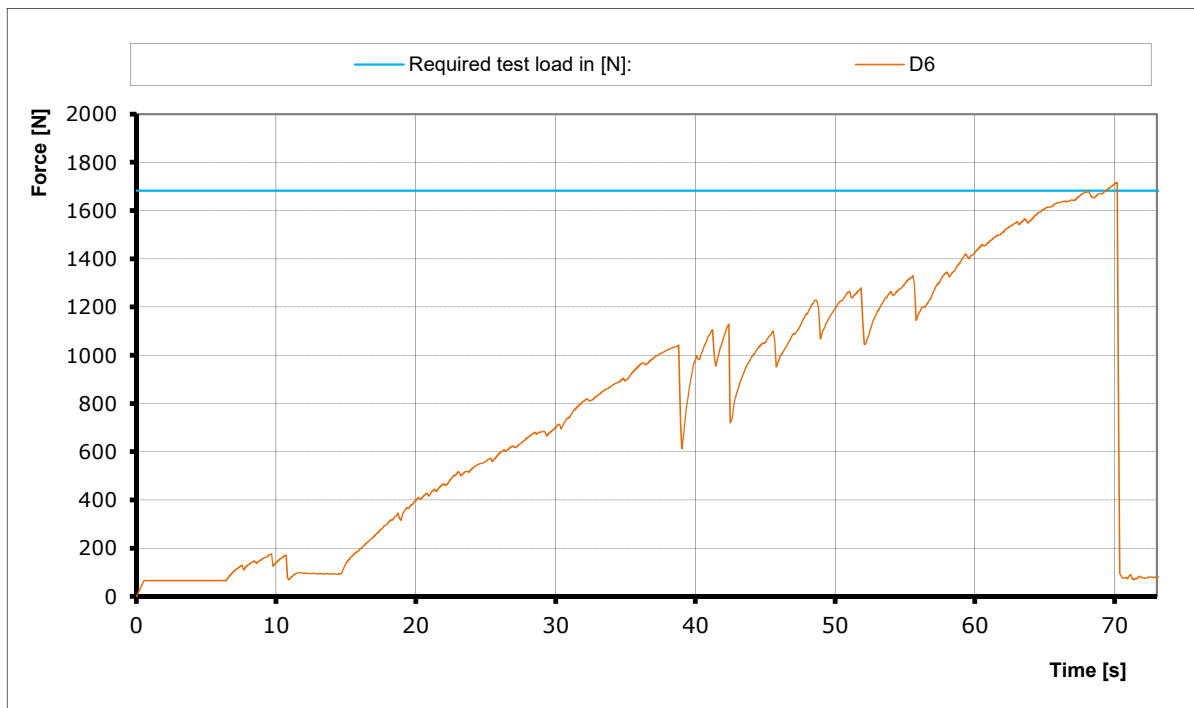
Results

Duration of maintained min. load [s]: **5.08**

Any signs of structural failure after this test: **no failure**

Test result: **POSITIVE**

Graph: **D6**



Load sensor	2017	0	0	0
Geos n°11 Skywatch	42832	JDC electronics	Geos n° 11	0022
0	00.01.1900	0	0	0



HARNESS STRUCTURAL STRENGTH TEST

TEST REPORT PH ID 8

PH PARAGLIDERS HARNESS

Inspection report number: **PH 151.2015**
Manufacturer name: **Supair Sàrl**
Name: **Radical 3**
Max load [kg] : **110**
Serial number : **3-2165-SM-11.03-EI**
Test place & date: **Villeneuve, 18/11/2015**
Test responsible: **Alain Zoller**
Directives: EN 1651

Test standard §: **5.3.2.3**

Test setup: **Only one riser attached**

Anchoring: Attachment points: **One main riser attachments (3)**

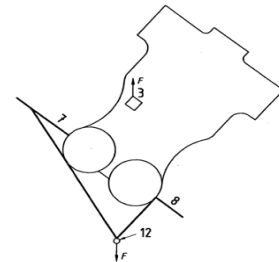
Dummy: **Hip fixed (7, 8 -> 12)**

Required load in force [g] : **6**

Min load [N]: **6000**

Required test load in [N]: **673**

Min. duration [s]: **10**



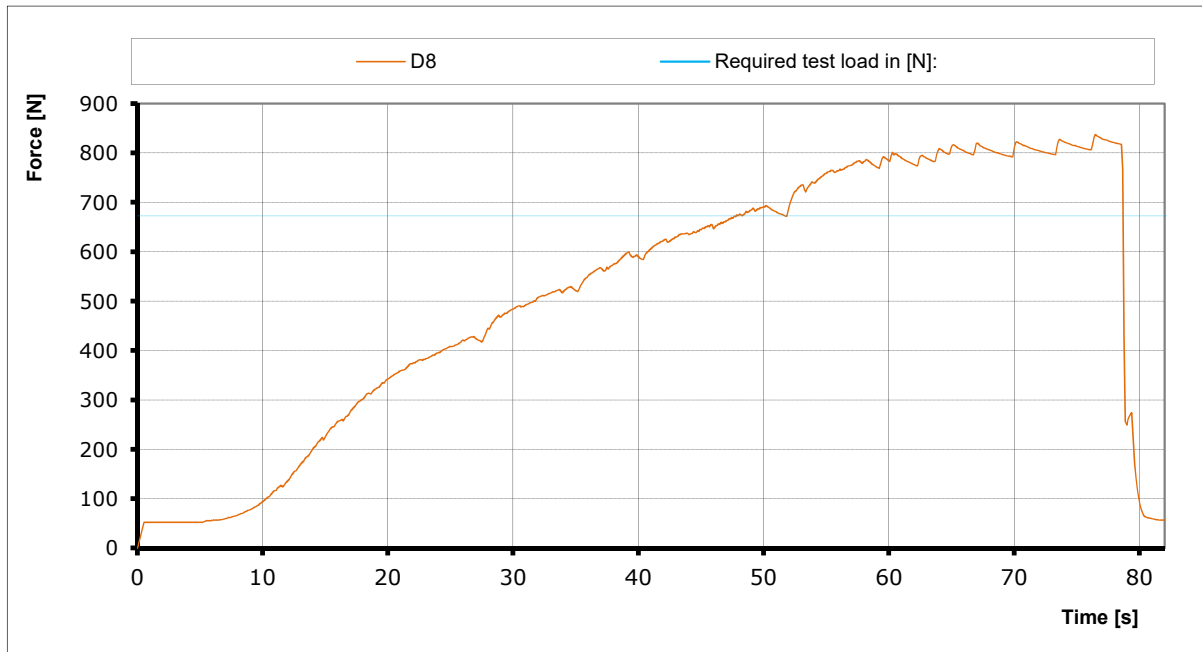
Results

Duration of maintained min. load [s]: **26.38**

Any signs of structural failure after this test: **no failure**

Test result: **POSITIVE**

Graph: **D8**



Load sensor	2017	0	0	0
Geos n°11 Skywatch	42832	JDC electronics	Geos n° 11	0022
0	00.01.1900	0	0	0



HARNESS STRUCTURAL STRENGTH TEST

TEST REPORT PH ID 10

PH PARAGLIDERS HARNESS

Inspection report number: **PH 151.2015**
Manufacturer name: **Supair Sàrl**
Name: **Radical 3**
Max load [kg] : **110**
Serial number : **3-2165-SM-11.03-EI**
Test place & date: **Villeneuve, 18/11/2015**
Test responsible: **Alain Zoller**

Directives: EN 1651

Test standard §: **5.3.2.6**

Test setup: **Normal flying position in NEGATIF**

Anchoring:

Attachment points: **ONE of the main riser attachments attached downwards(3 or 4);**

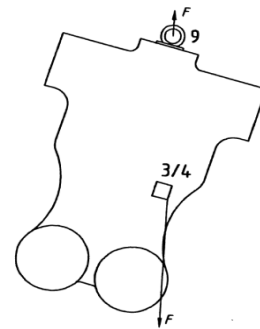
Dummy: **Dummy anchored at the head position (9)**

Required load in force [g] : **4.5**

Min load [N]: **4500**

Required test load in [N]: **505**

Min. duration [s]: **10**



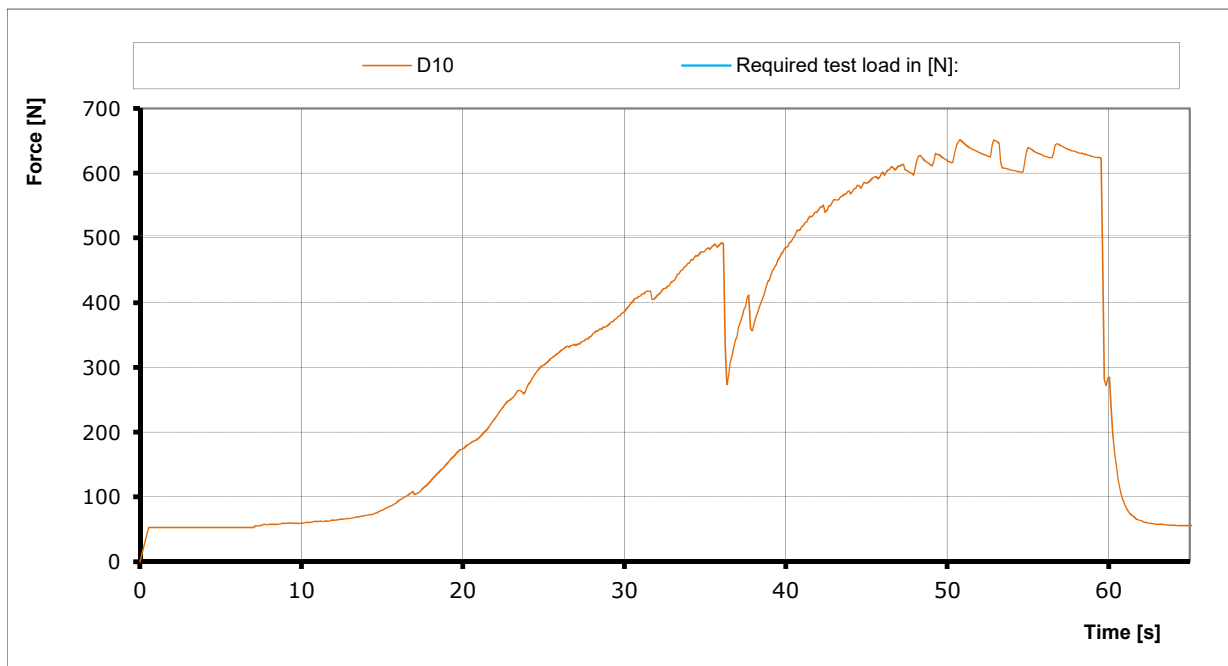
Results

Duration of maintained min. load [s]: **10.32**

Any signs of structural failure after this test: **no failure**

Test result: **POSITIVE**

Graph: **D10**



Instruments	Validity	Manufacturer	Type nr.	S/N
Load sensor	2017	0	0	0
Geos n°11 Skywatch	07.04.2017	JDC electronics	Geos n° 11	0022